



UK Cooperative Extension Service

Clark County Horticulture Newsletter

From the Ground Up!

Clark County Extension Service • 1400 Fortune Drive • Winchester, KY 40391 • 859-744-4682 • clark.ext@uky.edu • <http://clark.ca.uky.edu/>

May 2024

A Word from the Agent...



If y'all know anything about me by now, then you can probably guess that I enjoy the month of May. Why is this, some of you may ask. Because it's garden time!! Technically some of the garden is already planted with cool season crops, so I guess the more appropriate thing to

say would be, it's warm season vegetable planting time! And annual flowers too! May is the time we can start putting out all of those tender crops/plants like tomatoes, squash, petunias, and geraniums. Consider taking your house plants out to a shady and protected area so that they can get some fresh air. And if you were thinking about fertilizing your lawn....don't! Fall fertilization is best.

Be sure to check this newsletter for lots of good info and things going on. But otherwise, I'll see you down the road or when you reach out with a question!

Carrie Spry

Clark County Extension Agent for Horticulture

carrie.spry@uky.edu

CHECK US OUT!

Find us on Facebook
<https://www.facebook.com/ClarkCountyExtension>

Follow us on Instagram
[@clarkextensionhort](https://www.instagram.com/clarkextensionhort)

Clark County Fair
June 22nd – 29th,
More details will be upcoming!
SAVE THE DATE


Clark / Powell
Beekeepers Association Meeting
Monday, May 13
6:30 pm
Clark County Extension Service
1400 Fortune Drive
Winchester, Kentucky
~ POT-LUCK MEAL ~

Cooperative Extension Service

Agriculture and Natural Resources
Family and Consumer Sciences
4-H Youth Development
Community and Economic Development

MARTIN-GATTON COLLEGE OF AGRICULTURE, FOOD AND ENVIRONMENT

Educational programs of Kentucky Cooperative Extension serve all people regardless of economic or social status and will not discriminate on the basis of race, color, ethnic origin, national origin, creed, religion, political belief, sex, sexual orientation, gender identity, gender expression, pregnancy, marital status, genetic information, age, veteran status, physical or mental disability or reprisal or retaliation for prior civil rights activity. Reasonable accommodation of disability may be available with prior notice. Programs information may be made available in languages other than English. University of Kentucky, Kentucky State University, U.S. Department of Agriculture, and Kentucky Counties, Cooperating. Lexington, KY 40506





SAVE THE DATE

Winchester/Clark County
Farmers' Market
OPENING DAY!

SATURDAY, MAY 11
 8:00 am - 12:00 noon
 Depot Street

For questions and information email:
wccfarmersmarket@gmail.com




★ WE WILL BE ★
CLOSED
 FOR **MEMORIAL DAY**
May 27, 2024

The Martin-Gatton College of Agriculture, Food and Environment is an Equal Opportunity Organization with respect to education and employment and authorization to provide research, education information and other services only to individuals and institutions that function without regard to economic or social status and will not discriminate on the basis of race, color, ethnic origin, national origin, creed, religion, political belief, sex, sexual orientation, gender identity, gender expression, pregnancy, marital status, genetic information, age, veteran status, physical or mental disability or reprisal or retaliation for prior civil rights activity.

Reasonable accommodation of disability may be available with prior notice. Program information may be made available in languages other than English.

Inquiries regarding compliance with Title VI and Title VII of the Civil Rights Act of 1964, Title IX of the Educational Amendments, Section 504 of the Rehabilitation Act and other related matter should be directed to Equal Opportunity Office, Martin-Gatton College of Agriculture, Food and Environment, University of Kentucky, Room S-105, Agriculture Science Building, North Lexington, Kentucky 40546, the UK Office of Institutional Equity and Equal Opportunity, 13 Main Building, University of Kentucky, Lexington, KY 40506-0032 or US Department of Agriculture, Office of the Assistant Secretary for Civil Rights, 1400 Independence Avenue, SW, Washington, D.C. 20250-9410.

COOKING WITH HERBS

Thursday, June 6

6:30 pm

Clark County Extension Service



Learning to use herbs allows us to transform meals prepared at home into even more flavorful and robust dishes.

Join us as Shonda Johnston, Family and Consumer Sciences Agent, covers the best ways to use, incorporate, and experiment with herbs when cooking, and more. Carrie Spry, Horticulture Agent, will cover harvesting and storage tips for the herbs you have grown yourself.



REGISTER NOW:



859-744-4682



cynthia.carr@uky.edu

Billions of Teenage Bugs

By Jonathan L. Larson, Entomology Extension Specialist

Periodical cicadas have been in the news in 2024 as there will be a pair of broods emerging at the same time this year. This pairing is of Brood 13 and Brood 19, the combination of which will result in cicadas showing up across much of the central and southeastern U.S. (from southern Wisconsin all the way down to Georgia), and it hasn't happened since Thomas Jefferson was president. So, why all the hoopla and what will be seen in Kentucky?

What is a periodical cicada?

These unique insects are seven different species of cicadas. There are three species that live for 17 years below ground and four that do so for 13 years. They usually begin to emerge in early May (or right around the time that your irises are in bloom) and are black with bright red eyes and orange-tinged wings. They are distinct from the annual cicadas heard singing every summer and autumn. Those species are larger, emerge later in the year, are usually a mixture of green, black, and brown, and take 2 to 3 years to develop belowground.

Once they are above ground, periodical cicadas fly to trees where males begin to sing. First, they recruit other males to join their band and then they start to jam together, singing at levels that can rival the decibels of a jet plane. Females then fly to the trees where they pair with males that sing a courtship song to them. After mating, males usually perish while females begin laying their eggs in the twigs of trees.



Figure 1: An adult periodical cicada resting on a leaf. Their stark coloration, a mixture of black, red, and orange, helps to distinguish them from other cicadas. (Photo: Jonathan L. Larson, UK)

Some answers to other commonly asked questions about periodical cicadas:

- They emerge in large numbers as a strategy of predator satiation. They come out in waves from May into June/early July; many of the insects in the first wave will be eaten by birds, snakes, dogs, and numerous other animals. Eventually, everyone gets tired of cicada lunches and the remaining insects have a greater chance to survive.
- Cicada nymphs can detect the ebb and flow of tree sap in tree roots as they feed belowground. This cue tells them when 13 or 17 years have passed. As for why 13 or 17 years: developing on these prime number lines has helped to prevent predators or parasitoids from specializing on periodical cicadas.
- Yes, you can eat them. Though we stress caution for those with shellfish allergies and highlight that you should cook them and consume them in moderation.

Figure 2: Periodical cicada nymphs feed below ground on sap from tree roots. They usually emerge at night and then shed their exoskeleton before taking to the trees to start singing (Photo: Jonathan L. Larson, UK).



Buckets of Bugs

There has been immense media coverage of this emergence as people are interested and horrified, and it promises to be quite the parade of nature. Brood 13 is located mainly in Illinois but can also be found in Indiana, Wisconsin, and Iowa. This is one of the 17-year broods, meaning that these insects were last above ground in 2007. The other brood is Brood 19, which is a 13-year brood known as the "Great Southern Brood," and they were last aboveground in 2011. It may be the largest brood of cicadas in the country; its only rival being Brood 10, which some folks may remember emerging back in 2021. As a result of the combined emergence, there could be billions of cicadas singing, mating, and dying in the months of May and June.

- Continued on next page

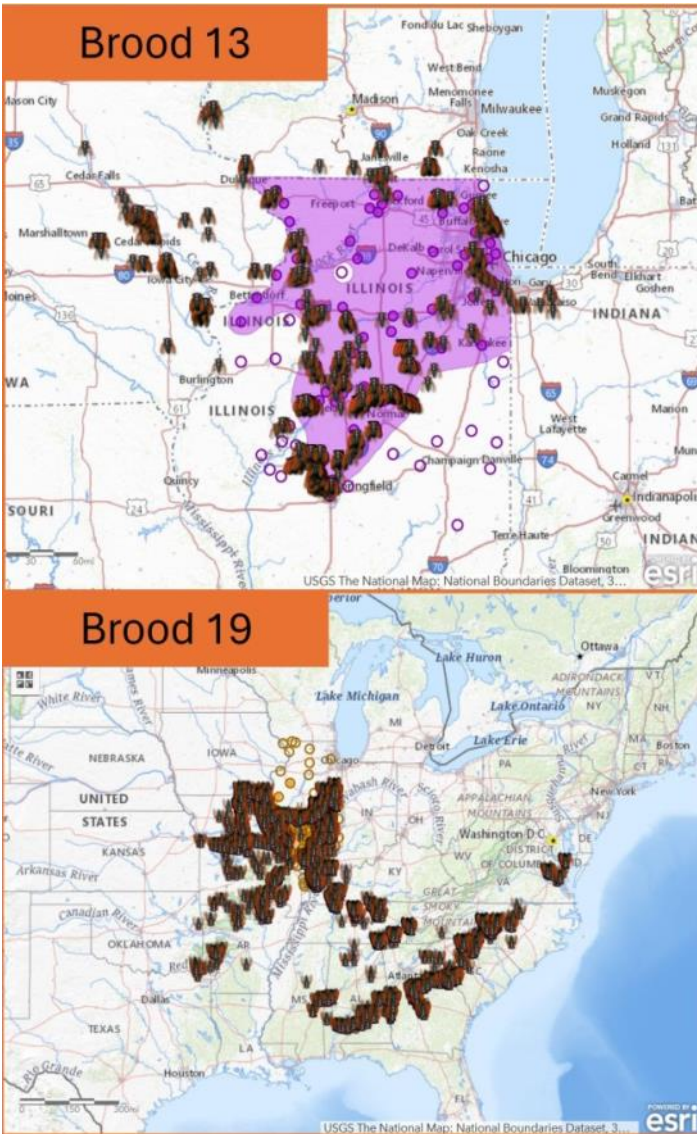


Figure 3: The two broods emerging this year are Brood 13 and Brood 19. The emergence will happen in pockets from southern Wisconsin down to Mississippi, Alabama, and Georgia. (Maps from UCONN Cicada Research).

What will you see in Kentucky?

Historically, Kentucky has been home to part of Brood 19, mainly in the Purchase and Pennyryle Regions of the state. According to [Cicada Mania](#) in the last emergence of Brood 19, the only confirmed reports of periodical cicadas in Kentucky were in Allen, Caldwell, Christian, and Trigg Counties. That doesn't mean that they are gone from all the other counties they were previously known in; it just means there needs to be more reporting. If you would like to participate in a periodical cicada citizen science project, you can download the app "Cicada Safari" to submit photos of cicadas you find to help update maps with new and better information!

There is also a complicating factor for Kentucky during the "year of the dueling broods." Kentucky is on the calendar to have a massive emergence of its own in 2025. This is Brood 14, which covers most of Kentucky east of the Purchase Region. The complication is that sometimes cicadas miscount and emerge a year early or a year or more later. So, in theory, areas of Kentucky that aren't truly a part of the double brood emergence may still see cicadas this year.

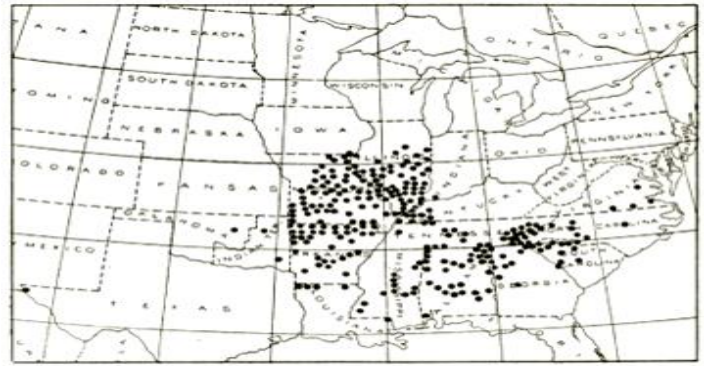


Figure 4: A map from 1907 that shows the historic range of Brood 19 and their location in Kentucky.

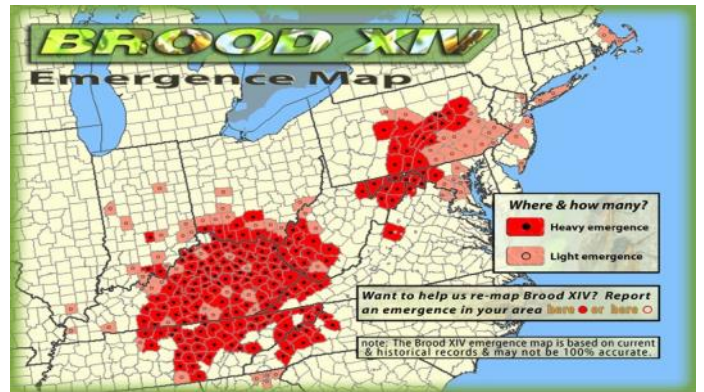


Figure 5: 2025 will be the big year for most of Kentucky to experience periodical cicadas. However, some of the cicadas in this brood may mistakenly emerge this year, causing some confusion about which brood they belong to (Map from Cicada Mania).

Cicada-human Interactions

This is truly one of most amazing natural phenomena you can experience – a huge macabre Mardi Gras of insect song, mating, and death. These are some of the longest-lived insects in the world, and they can only be seen in the United States. It is understandable that some people don't like the idea of being around so many insects or like to listen to the cacophony they produce, but luckily, these insects are transient; they will be gone before you know it. Cicadas do not sting or bite and can be avoided by not going to wooded areas.

Cicadas are not broadly considered pests; they won't attack our most common crops or most ornamental plants. The exception is that periodical cicadas can cause damage to newly transplanted ornamental trees in the landscape and to fruit trees. This is a result of egg laying by the female who cuts slits into thin twigs to insert her eggs. Their preferred hosts include oak and hickory, as well as fruit trees like apple and pear. Large mature trees can handle egg laying, but young small trees may suffer.

Protecting these smaller trees can be done with "cicada netting," which is netting that has smaller gauge than bird netting. This can be placed on the tree when the males start to sing and removed by mid-June. Some people report success with wrapping tin foil around the trunks of small trees or using sticky tape to catch cicadas as they crawl up.



Gus'

QUICK TIPS

for

MAY

may

- 1 Mulch landscape beds for weed control and moisture retention. Make sure to keep mulch away from tree trunks and the bases of shrubs. Just say NO to mulch volcanoes on your trees!
- 2 Use liquid products for lawn weed control, if desired. Most granular weed control products contain fertilizer which should not be applied to lawns this time of year.
- 3 Pick off all last year's bagworms from your evergreens before the eggs hatch. Continue to monitor evergreens for new bagworms. Carbaryl is effective as a control if you catch the larvae while small. Do not wait for the large "bags" to appear, as control will be difficult on older insects.
- 4 Plant and seed vegetable gardens. Most warm season vegetables can be planted early this month and heat-lovers like peppers, squash, and sweet potatoes can go in later in the month.
- 5 Plant some flowers! We should be frost free and good to go, so replace pansies and other cool season plants with appropriate summer choices.
- 6 Move house plants outdoors late this month. Make sure you place them in a shady spot or they are likely to sunburn.
- 7 Prune evergreens now through August.

RECIPE

What's Cooking?



Dijon Chicken Asparagus Roll Ups

3 tablespoons Dijon mustard	2 teaspoons dried thyme	4 skinless, boneless chicken breast halves (about 5 ounces each)
½ cup low fat mayonnaise	2 teaspoons black pepper	4 slices skimmed mozzarella cheese
1 lemon, juiced (approximately 3 tablespoons)	½ teaspoon salt	1 cup panko bread crumbs
	16 spears fresh asparagus, trimmed	

Preheat oven to 400 degrees F. **Grease** an 11-by-7-inch baking dish. In a bowl, **mix** together the mustard, mayonnaise, lemon juice, thyme, salt and pepper; set aside. **Place** asparagus in a microwave safe dish and **microwave** on high 1-1½ minutes. **Place** chicken breasts between two sheets of heavy plastic (a re-sealable freezer bag works well) on a firm surface. **Pound** the chicken breasts with the smooth side of a meat mallet to thickness of ¼ inch. **Place** one slice of cheese and four asparagus spears on each breast. Tightly **roll** the chicken breasts around the asparagus

and cheese. **Place** each, seam side down, in the prepared baking dish. **Apply** a coating of the mustard mixture to each chicken breast and **sprinkle** each with the panko crumbs, **pressing** the crumbs into the chicken to secure. **Bake** 35 minutes or until the chicken temperature is 165 degrees F. For crisper chicken, **place** roll-ups under the broiler for 1-2 minutes on high. **Yield:** 4 servings
Nutritional Analysis:
370 calories, 10 g fat, 3.5 g saturated fat, 115 mg cholesterol, 1060 mg sodium, 2 g fiber, 2 g sugars, 41 g protein.